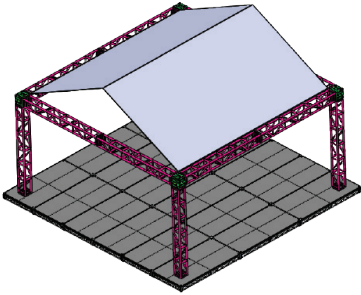


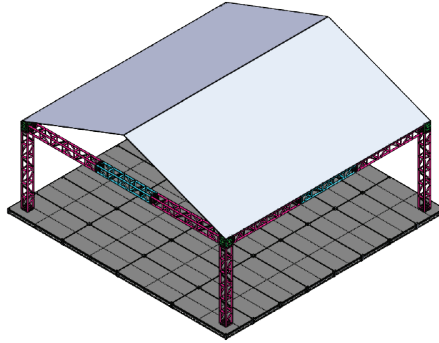
REOPENING SAFELY

OUTDOOR SPACES



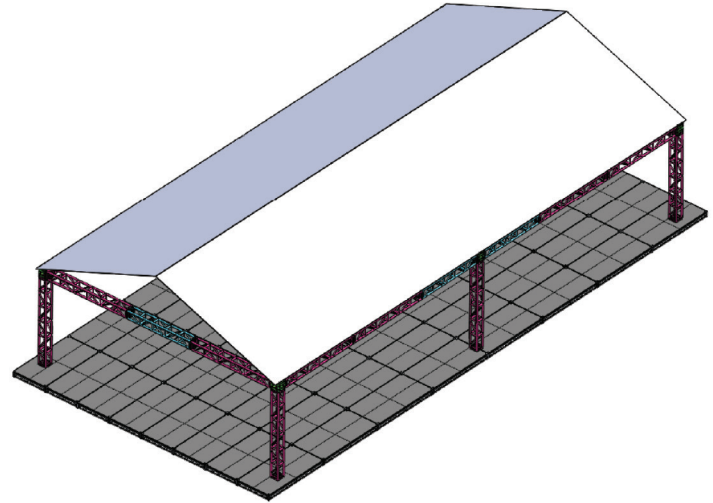
24' x 24' SPACE

24' Long
24' Wide
20' x 20' Canopy



32' x 32' SPACE

32' Long
32' Wide
30' x 30' Canopy



30' x 60' SPACE

32' Long
64' Wide
30' x 60' Canopy

THE SPACE

Steeldeck® platform has high strength-to-weight ratio.

Modular design can be configured to fit almost any space, even if site is not level.

Truss tent structure provides protection from the sun while allowing for ventilation and open air flow.

OPTIONAL ADD-ONS

- Safe Distancing Signage
- Electrical Outlets
- Lighting Package
- Cooling Options
- Banners and Custom Backdrops
- Disinfecting Services
(EPA approved Vital Oxide)

For more information:

CALL (626) 334-9388

EMAIL projectestimates@aescreative.com

VISIT www.aescreative.com/reopening-safely

REOPENING SAFELY

OUTDOOR GYM



Sierra Fitness worked with our in-house design and fabrication teams to create a safe, outdoor workout environment on the sloped, uneven parking area next to the main building.

Using quick-build Steeldeck® staging, truss tent structure, and guard rails, this outdoor space was designed and installed in less than a week.

US-made Steeldeck® Platform is structurally engineered with a high strength-to-weight ratio, allowing exercise classes and fitness equipment to be moved into the outdoor gym space.

AES is a one-stop-shop solution. For Sierra Fitness, AES expertly led all site survey, design, delivery, installation, and disinfecting services. We are also available to service and maintain this facility.

OWNER

Sierra Fitness
Sierra Madre, CA

AS SEEN ON



OUTDOOR GYM SPACE

60' Long
31' Wide
10' Truss Height (at crossbar)
1860 sq. ft. of platform space

BUILT-IN OPTIONS

Safe Distancing Signage
Electrial outlets
Lighting Package
Cooling Options
Banners & Custom Signage
Disinfecting & Santizing Service

CONTACT AES:

projectestimates@aescrative.com or call (626) 334-9388